



Product availability: Stock - Normally stocked in distribution facility

Price*: 12.69 USD



Main

Range of product	Harmony Electromechanical Relays
Series name	Power
Product or component type	DIN rail/panel mount relay
Device short name	RPF
Contacts type and composition	2 NO
Control type	Without lockable test button
Shape of pin	Flat
Contacts material	Silver tin oxide
[I _{th}] conventional enclosed thermal current	25 A -40...131 °F (-40...55 °C) relays side by side without a gap 30 A -40...131 °F (-40...55 °C) 13 mm gap between two relays
Load current	25 A 28 V DC 30 A 250 V AC
Utilisation coefficient	10 %

Complementary

Mounting support	DIN rail Panel
Control circuit voltage limits	9.6...13.2 V
[I _e] rated operational current	30 A 277 V AC) NO UL 20 A 28 V DC) NO UL 30 A 250 V AC) NO IEC 25 A 28 V DC) NO IEC
[U _i] rated insulation voltage	250 V IEC 300 V UL
[U _{imp}] rated impulse withstand voltage	4 KV 1.2/50 µs
Maximum switching voltage	250 V IEC
Maximum switching capacity	7500 VA/700 W
Minimum switching capacity	6000 mW 500 mA / 12 V NO
Operating rate	<= 1200 cycles/hour under load <= 18000 cycles/hour no-load
Mechanical durability	5000000 Cycles

Electrical durability	100000 Cycles resistive
Average consumption	1.7 W
Drop-out voltage threshold	>= 0.1 Uc
Operating time	25 ms
Reset time	25 Ms
Average resistance	86 Ohm at 68 °F (20 °C) +/- 10 %
Safety reliability data	B10d = 100000
Protection category	RT II
Test levels	Level A
Operating position	Any position
CAD overall width	1.33 In (33.7 mm)
CAD overall height	2.70 In (68.5 mm)
CAD overall depth	1.54 In (39.2 mm)
Net weight	0.18 Lb(US) (0.082 kg)
Device presentation	Complete product

Environment

Dielectric strength	2000 V AC between poles with basic 4000 V AC between coil and contact with reinforced 1500 V AC between contacts with micro disconnection
Standards	UL 508 CSA C22.2 No 14 EN/IEC 61810-1
Product certifications	GOST CSA CE UL
Ambient air temperature for storage	-40...185 °F (-40...85 °C)
Ambient air temperature for operation	-40...131 °F (-40...55 °C)
Vibration resistance	3 gn +/- 1 mm 10...150 Hz)5 cycles in operation 10 gn +/- 1 mm 10...150 Hz)5 cycles not operating
IP degree of protection	IP40 conforming to EN/IEC 60529
Shock resistance	10 gn in operation 30 gn not operating
Pollution degree	3

Ordering and shipping details

Category	21127 - ZELIO ICE CUBE RELAYS
Discount Schedule	CP2
GTIN	03389119401562
Nbr. of units in pkg.	1
Package weight(Lbs)	3.07 Oz (87 g)
Returnability	Yes
Country of origin	CN

Packing Units

Unit Type of Package 1	PCE
Package 1 Height	1.65 In (4.2 cm)
Package 1 width	1.38 In (3.5 cm)
Package 1 Length	2.72 In (6.9 cm)

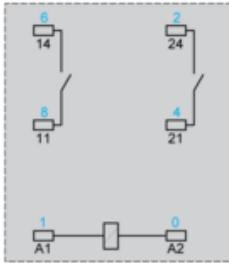
Offer Sustainability

Sustainable offer status	Green Premium product
California proposition 65	WARNING: This product can expose you to chemicals including: Nickel compounds, which is known to the State of California to cause cancer, and Di-isodecyl phthalate (DIDP), which is known to the State of California to cause birth defects or other reproductive harm. For more information go to www.P65Warnings.ca.gov
REACH Regulation	REACH Declaration
REACH free of SVHC	Yes
EU RoHS Directive	Pro-active compliance (Product out of EU RoHS legal scope) EU RoHS Declaration
Toxic heavy metal free	Yes
Mercury free	Yes
RoHS exemption information	Yes
China RoHS Regulation	China RoHS Declaration
Environmental Disclosure	Product Environmental Profile
WEEE	The product must be disposed on European Union markets following specific waste collection and never end up in rubbish bins.

Contractual warranty

Warranty	18 months
----------	-----------

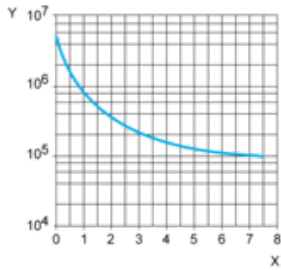
Wiring Diagram



Symbols shown in blue correspond to Nema marking.

Electrical Durability of Contacts

AC Resistive load

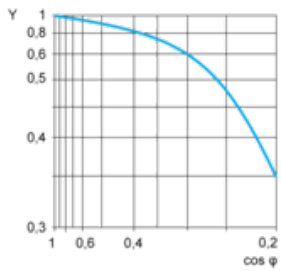


X Switching capacity (kVA)

Y Durability (number of operating cycles)

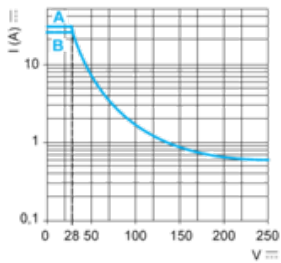
AC Reduction coefficient for inductive load (depending on power factor $\cos \phi$)

Durability (inductive load) = durability (resistive load) x reduction coefficient.



Y reduction coefficient

Maximum switching capacity on DC resistive load



A 30 A

B 25 A

Note : These are typical curves, actual durability depends on load, environment, duty cycle, etc.

Product Life Status : Commercialised